

hIL12B

Nomenclature	C57BL/6Smoc- <i>Il12be</i> ^{tm3(hIL12B)/Smoc}
Cat. NO.	NM-HU-2000057
Strain State	Repository Live

Gene Summary

Gene Symbol IL12b	Synonyms	p40, Il-12b, Il12p40, Il-12p40
	NCBI ID	16160
	MGI ID	96540
	Ensembl ID	ENSMUSG000000004296
	Human Ortholog	IL12B
	Human Ortholog Associated Diseases by GWAS	免疫缺陷、克罗恩病、银屑病

Model Description

The endogenous mouse Il12b gene was replaced by human IL12B gene.

Research Application: Cytokine humanization model; drug screening

*Literature published using this strain should indicate: hIL12B mice (Cat. NO. NM-HU-2000057) were purchased from Shanghai Model Organisms Center, Inc..

Validation Data

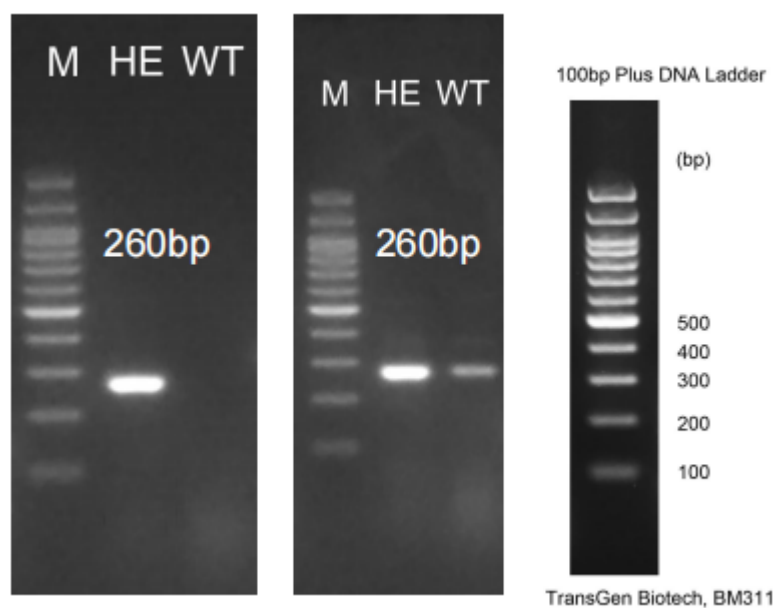


Fig1. Detection of IL12B expression in thymus by RT-PCR.

Wild type: only one band at 260 bp with primers F1/R1(ml12b);

Heterozygous: one band at 260 bp with primers F1/R1(ml12b) and one band at 260 bp with primers F2/R2(hIL12B);

Abbr.. M, DNA marker; HO, homozygous; HE, heterozygous; WT, wild type.

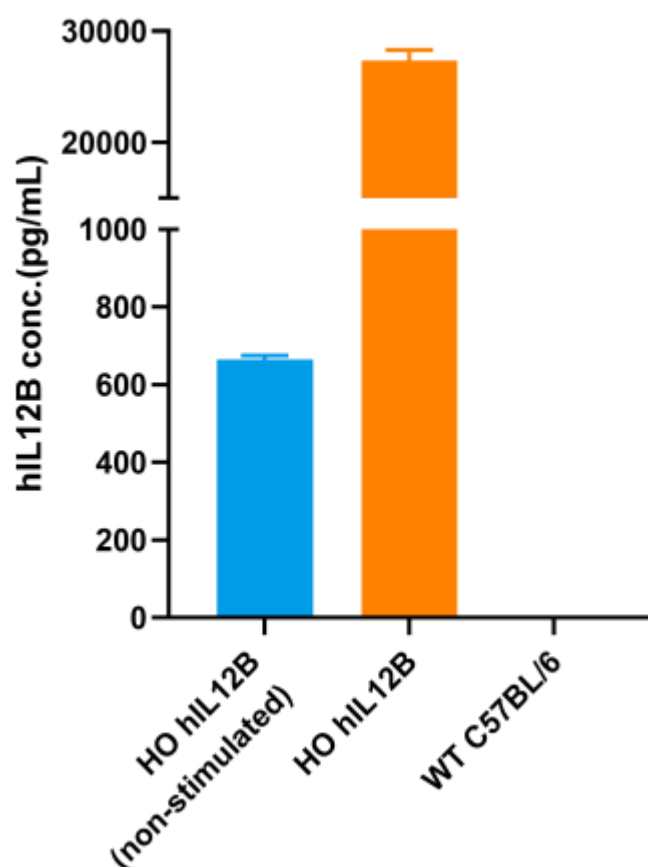


Fig 2. Detection of hIL12B expression in plasma by ELISA.

Abbr. HO, homozygous; HE, heterozygous; WT, wild type.

Note. hIL12B and C57BL/6 mice were i.p. injected with LPS(10mg/kg) for 2h.

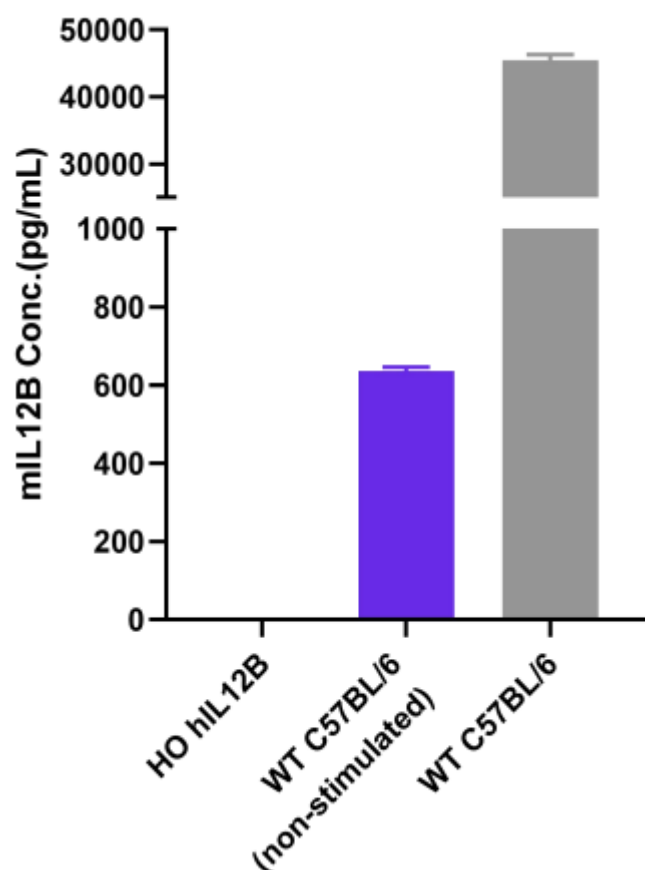


Fig 3. Detection of mIL12B expression in plasma by ELISA.

Abbr. HO, homozygous; HE, heterozygous; WT, wild type.

Note. hIL12B and C57BL/6 mice were i.p. injected with LPS(10mg/kg) for 2h.

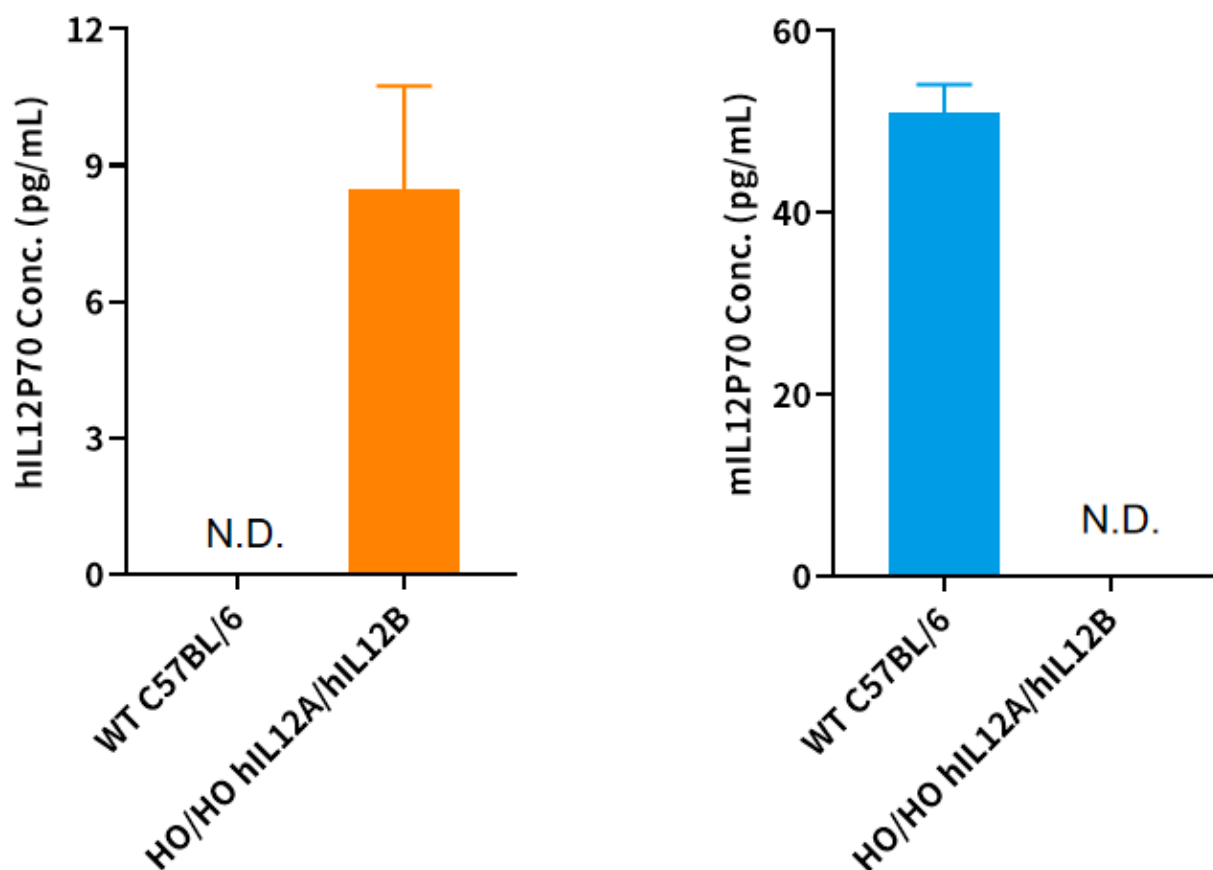


Fig4. Detection of human IL12P70 and mouse IL12P70 expression in serum by ELISA (n=3).

Abbr. HO, homozygous; WT, wild type.

Note. hIL12A/hIL12B and C57BL/6 mice were i.p. injected with LPS for 2h.