

HCT116-Luc

Strain Information

Cat. NO.	NM-J03-1
Cell Line	HCT116-Tg(luc)/Smoc
Strain State	Validation of tumorigenic capacity completed
Model	Luciferase-labeled human HCT116 cell.
Description	*Literature published using this strain should indicate: HCT116-Luc cell line (Cat. NO. NM-J03-1) was purchased from Shanghai Model Organisms Center, Inc..

Validation Data

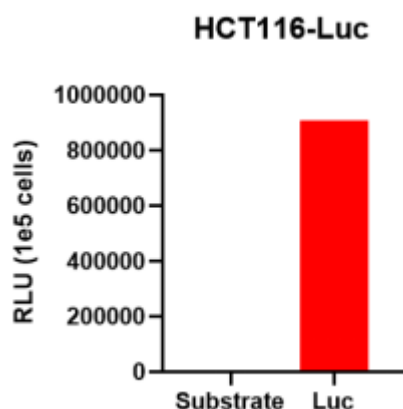


Figure 1. Luciferase activity assay of HCT116-Luc cell line

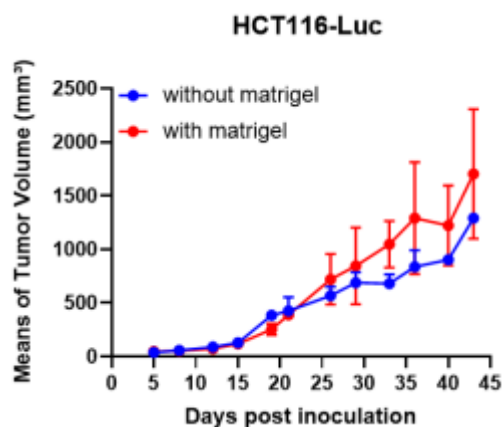


Figure 2. Tumor growth curve of HCT116-Luc xenograft model (n=3)

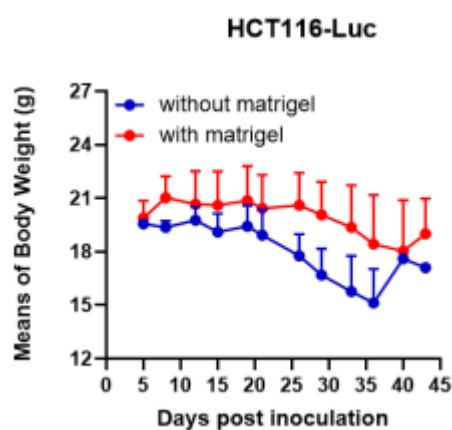


Figure 3. Body weight change of HCT116-Luc xenograft model (n=3)

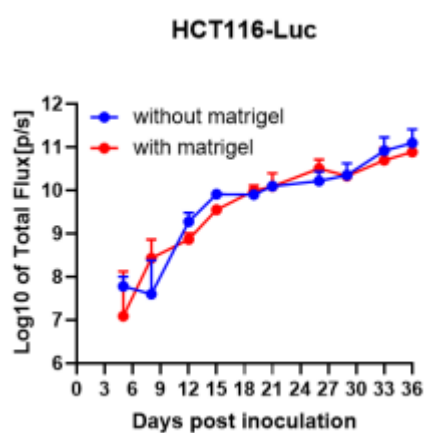


Figure 4. Signal increase curve in tumor site of HCT116-Luc xenograft model (n=3)

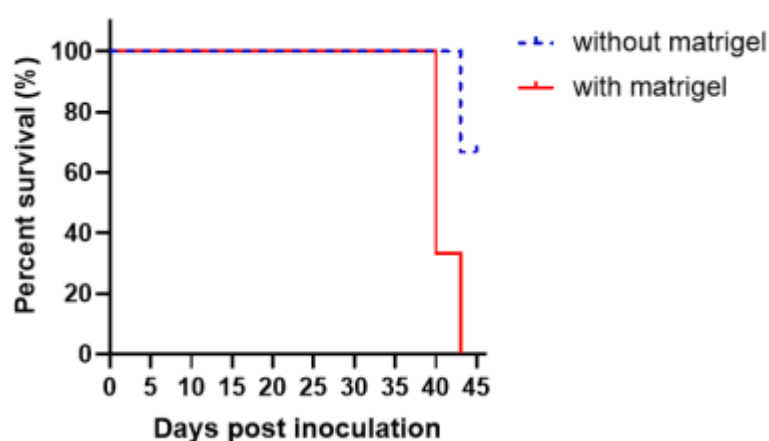


Figure 5. Survival curve of HCT116-Luc xenograft mouse model (n=3)

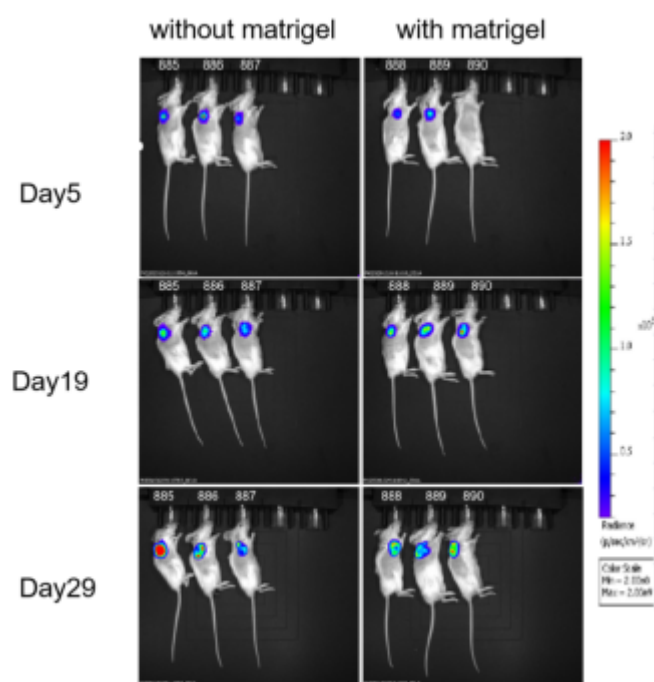


Figure 6. Bioluminescence imaging of HCT116-Luc xenograft mouse model (n=3)