

hANGPTL3(4)

Nomenclature	C57BL/6Smoc- <i>Angptl3</i> ^{em1(hANGPTL3)Smoc}
Cat. NO.	NM-HU-210036
Strain State	Repository Live

Gene Summary

Gene Symbol Angptl3	Synonyms	hypl
	NCBI ID	30924
	MGI ID	1353627
	Ensembl ID	ENSMUSG00000028553
	Human Ortholog	ANGPTL3

Model Description

The endogenous mice *Angptl3* gene was replaced by human ANGPTL3 gene. While hANGPTL3(Stock No.NM-HU-200113) have been pulled from shelves for some reasons and hANGPTL3(3)(Stock No.NM-HU-210037) mice function similarly to hANGPTL3(2) mice, for more detailed information please contact our technical advisor.

Research Application: inmmeue therapy; drug screening

*Literature published using this strain should indicate: hANGPTL3(4) mice (Cat. NO. NM-HU-210036) were purchased from Shanghai Model Organisms Center, Inc..

Validation Data

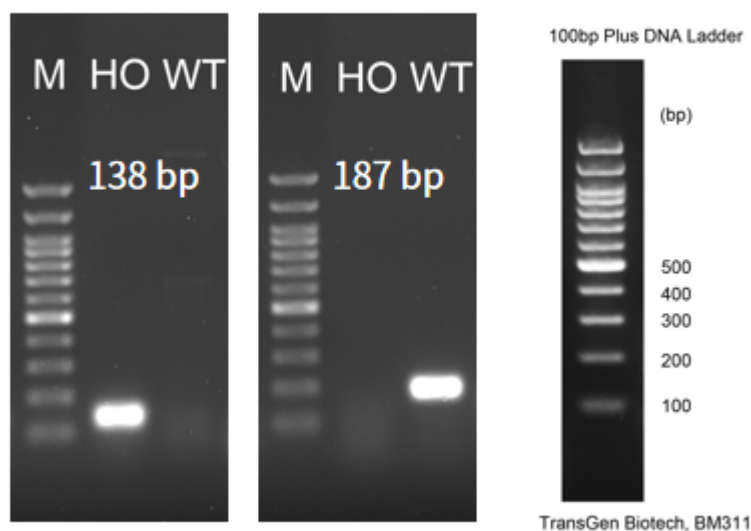


Fig1. Detection of ANGPTL3 expression in liver by RT-PCR. Wild type: only one band at 187 bp with primers F1/R1(mAngptl3); Homozygous: only one band at 138 bp with primers F2/R2(hANGPTL3); Abbr. M, DNA marker; HO, homozygous; HE, heterozygous; WT, wild type.

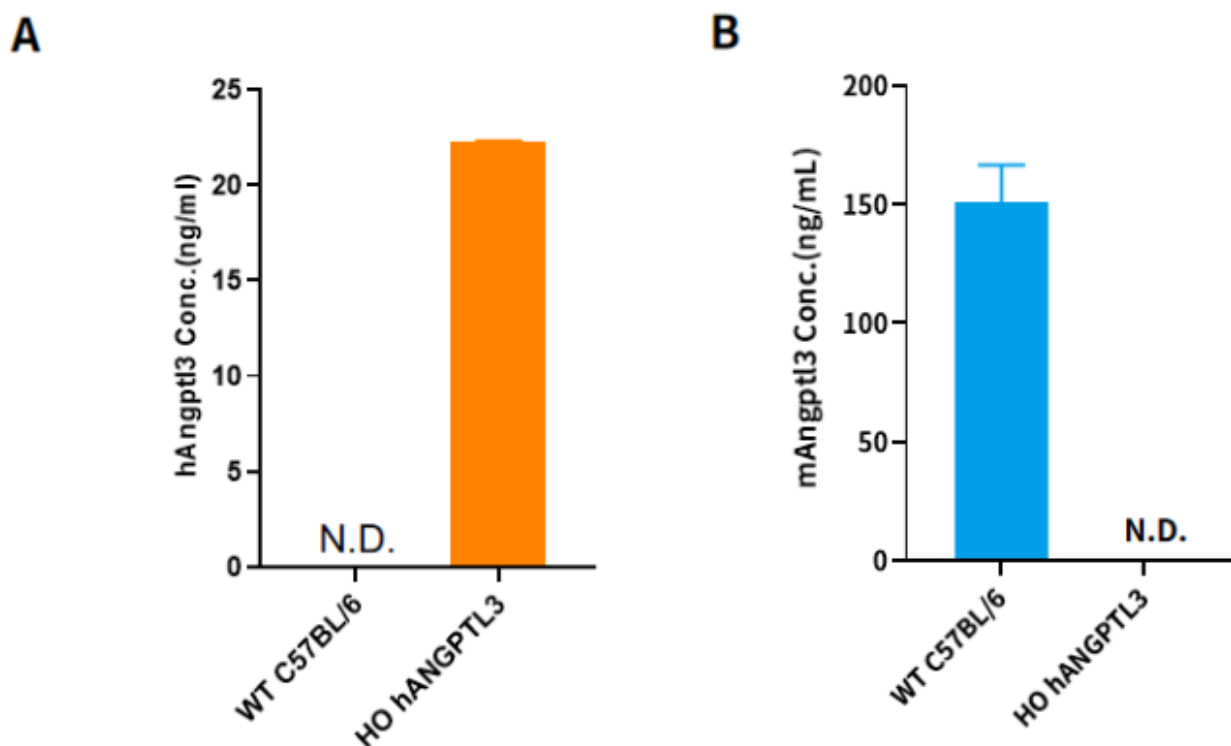


Fig2. Detection of hANGPTL3 and mANGPTL3 expression in serum by ELISA (n=3).

Abbr. HO, homozygous; WT, wild type.

Note. The hom hANGPTL3 mice was 12 weeks old, female.

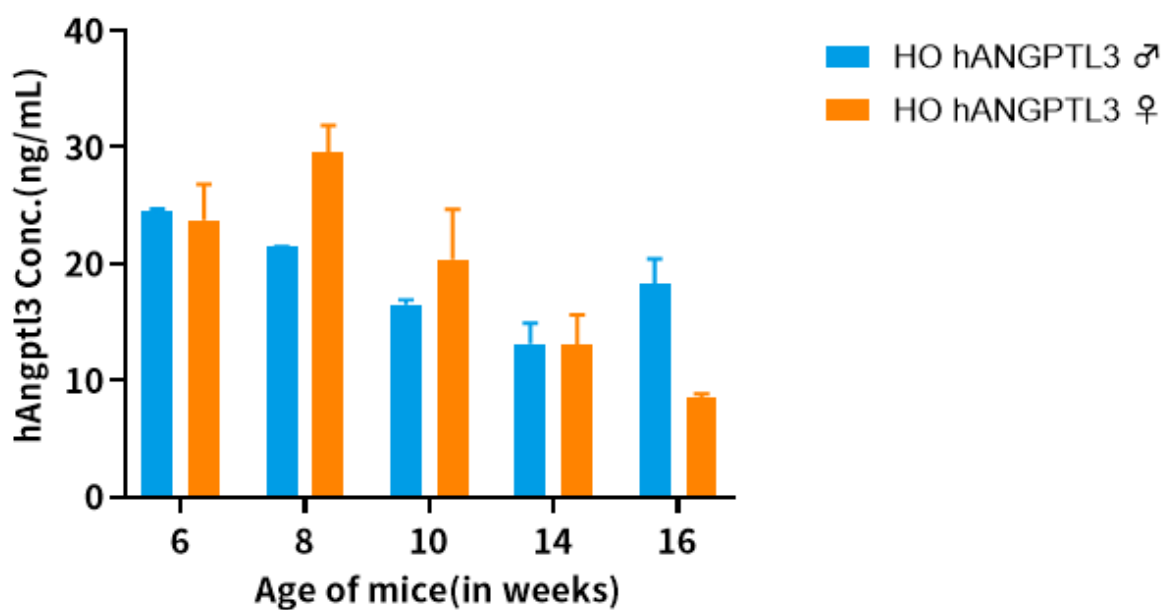


Fig3. Detection of hANGPTL3 expression in serum in homozygous hANGPTL3 mice by ELISA.

Abbr. HO, homozygous

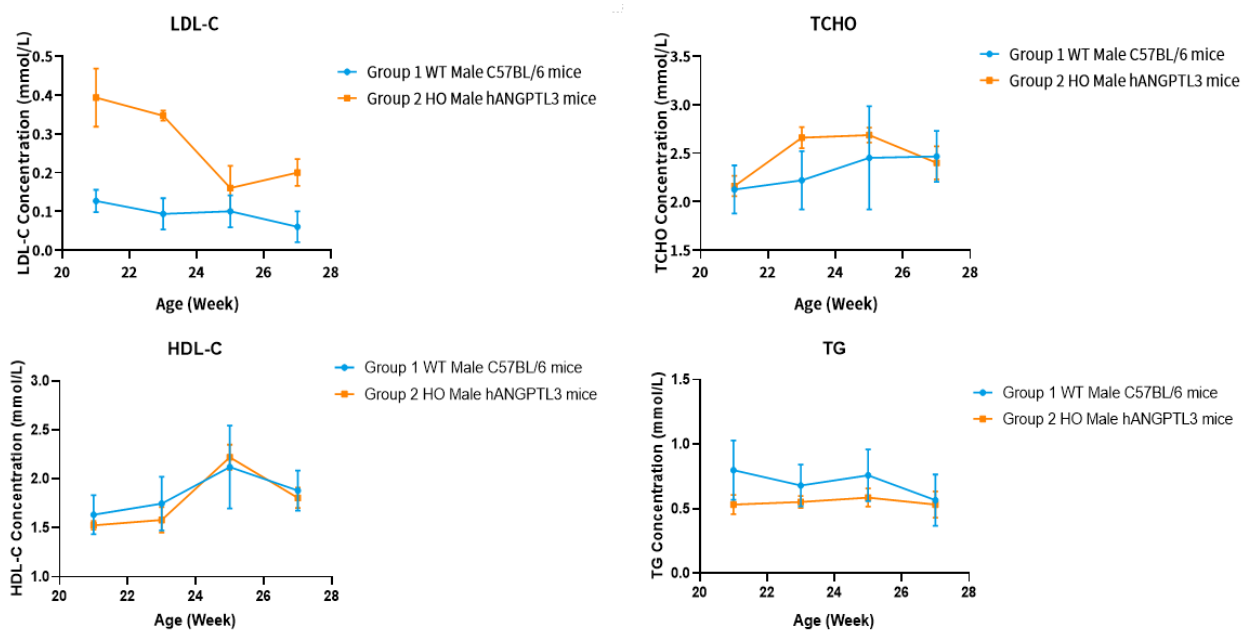


Fig4. Monitoring of serum blood lipids levels in male hANGPTL3 mice (n=3).

Abbr. HO, homozygous; WT, wild type.

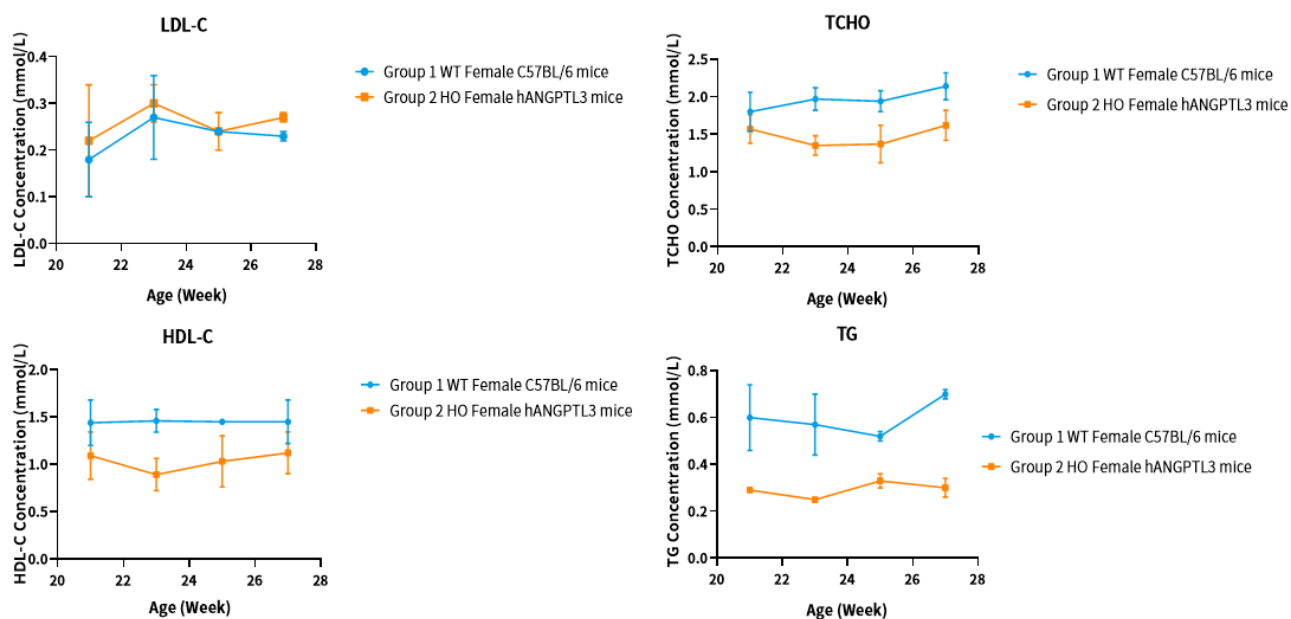


Fig5. Monitoring of serum blood lipids levels in female hANGPTL3 mice (n=2).

Abbr. HO, homozygous; WT, wild type.