

# 4T1-hCD47

## Strain Information

Cat. NO.	NM-S07-TM02
Cell Line	4T1- <i>Cd47</i> <sup>em1(hCD47)Smoc</sup>
Strain State	Validation of tumorigenic capacity completed
Model	The endogenous mouse <i>Cd47</i> gene was replaced by human <i>CD47</i> gene.
Description	*Literature published using this strain should indicate: 4T1-hCD47 cell line (Cat. NO. NM-S07-TM02) was purchased from Shanghai Model Organisms Center, Inc..

## Validation Data

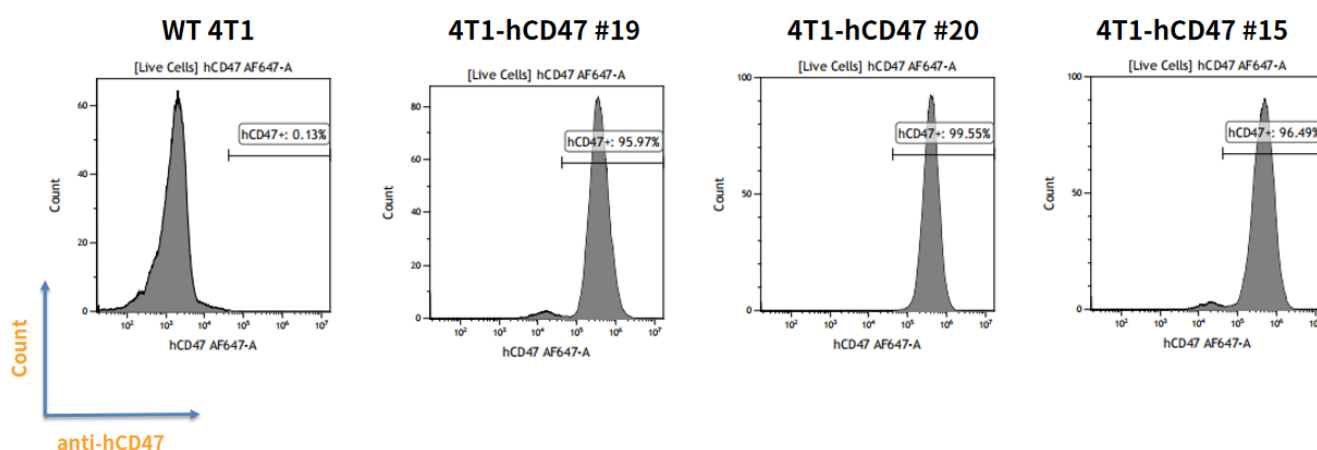


Fig1. hCD47 expression on *in vitro* cultured cells of 4T1-hCD47. (In collaboration with CrownBio)

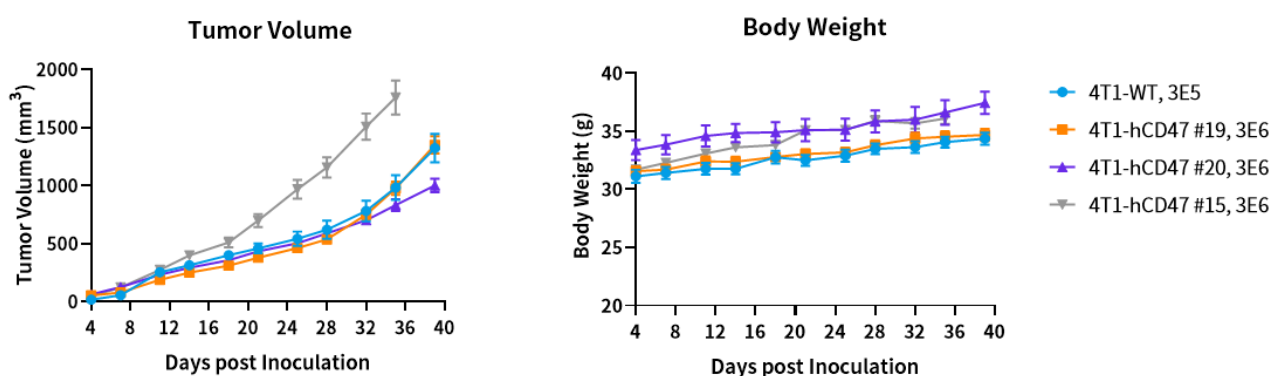


Fig2. *In vivo* validation of 4T1-hCD47 in hSIRPA/hCD47 (BALB/c) mice. (In collaboration with CrownBio) hSIRPA/hCD47 Balb/C mice were inoculated subcutaneously with 4T1 at  $3 \times 10^5$  and 4T1-hCD47 at  $3 \times 10^6$  cells/mouse inoculum for tumor development.

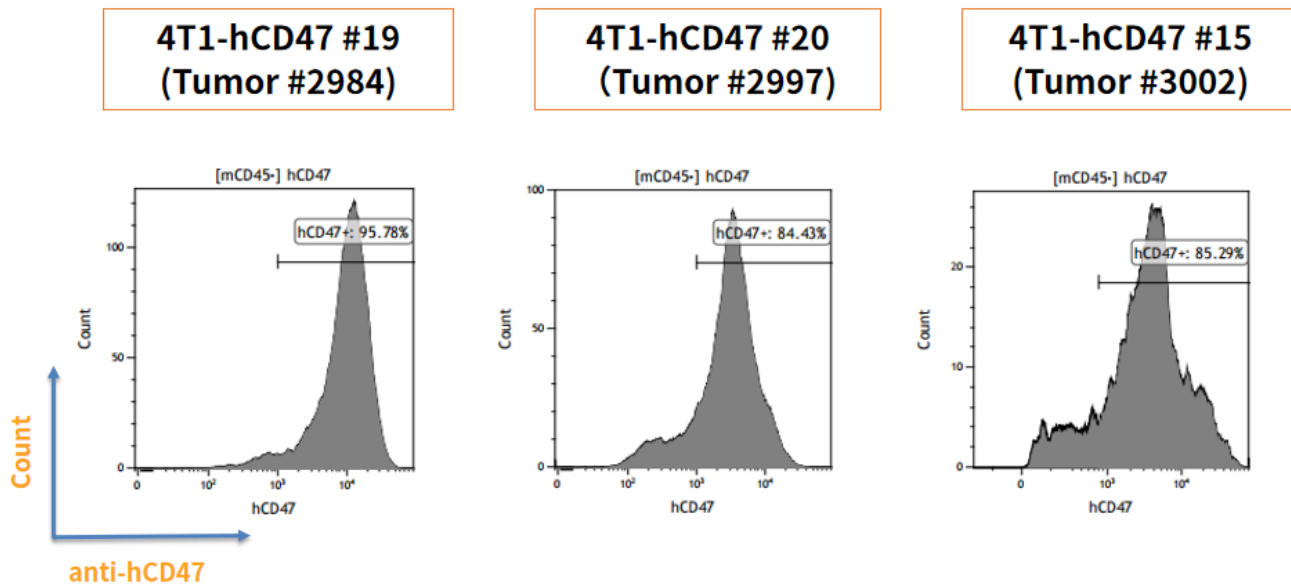


Fig3. hCD47 expression in tumors after *in vivo* growth of 4T1-hCD47 in hSIRPA/hCD47(BALB/c) mice. (In collaboration with CrownBio) The tumors were collected at day 35 and day 40 post tumor cell inoculation.