

OCI-AML-3-Luc

Strain Information

| | |
|--------------|---|
| Cat. NO. | NM-B33-TG01 |
| Cell Line | OCI-AML-3-Tg(luc)/smoc |
| Strain State | Validation of tumorigenic capacity completed |
| Model | Luciferase-labeled human OCI-AML-3 cell |
| Description | *Literature published using this strain should indicate: OCI-AML-3-Luc cell line (Cat. NO. NM-B33-TG01) was purchased from Shanghai Model Organisms Center, Inc.. |

Validation Data

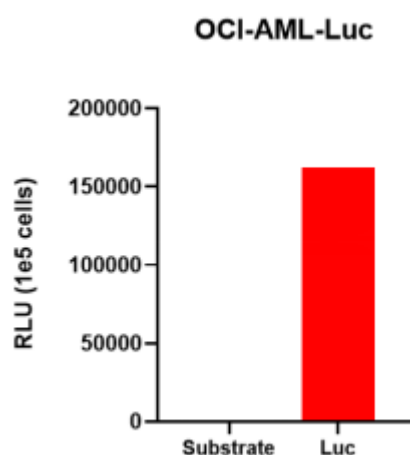


Figure 1. Luciferase activity assay of OCI-AML-3-Luc cell line

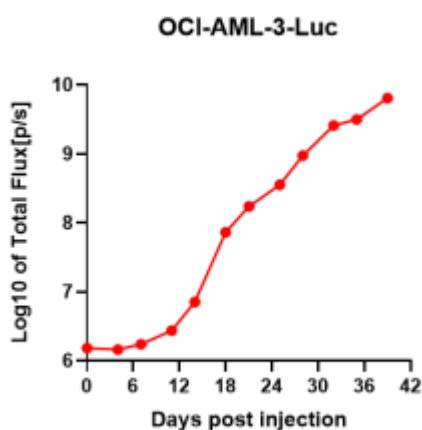


Figure 2. Signal increase curve in OCI-AML-3-Luc xenograft model (n=4)

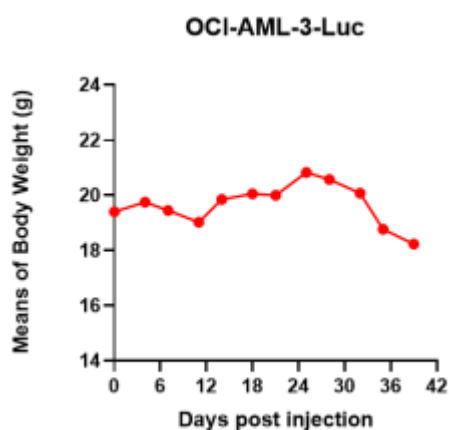


Figure 3. Body weight change of OCI-AML-3-Luc xenograft model (n=4)

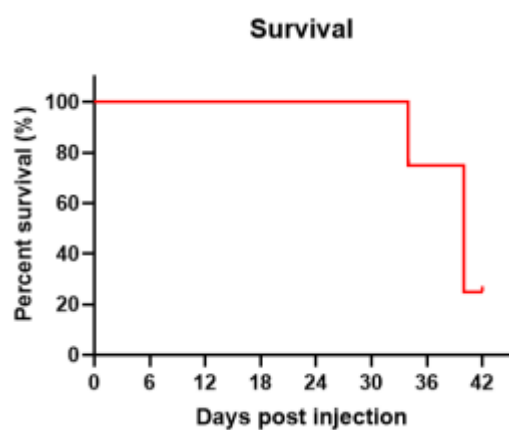


Figure 4. Survival curve of OCI-AML-3-Luc xenograft mouse model (n=4)

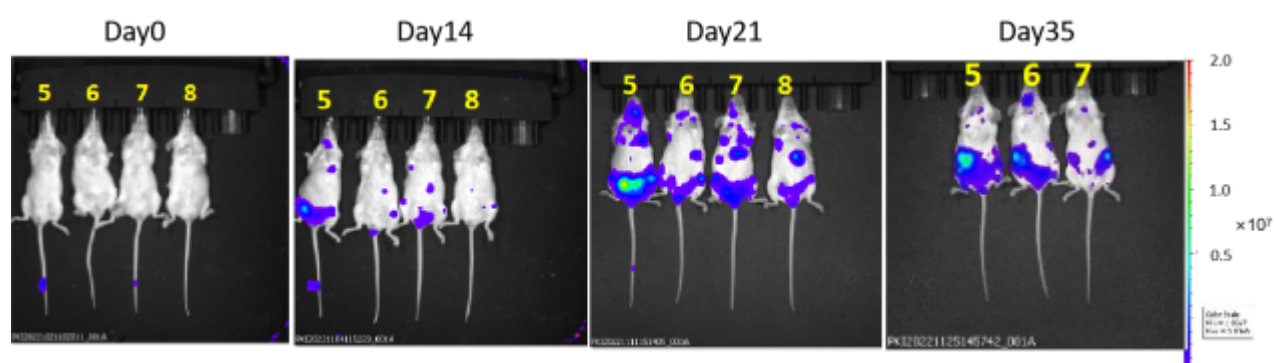


Figure 5. Bioluminescence imaging of OCI-AML-3-Luc xenograft mouse model